


Public Health COVID-19 Status Dashboard: 18-Dec-2020 (Public Version)



Data Source: Panorama (Provincial Public Health Information System).
Data as of 18-Dec-2020

There may be discrepancies between reports as data between new systems are reconciled



New cases since previous report (17-Dec-2020)
Based on date reported to Island Health and not symptom onset date

Graph 1: Exposure history of COVID-19 cases by Episode Date* (n=808)**

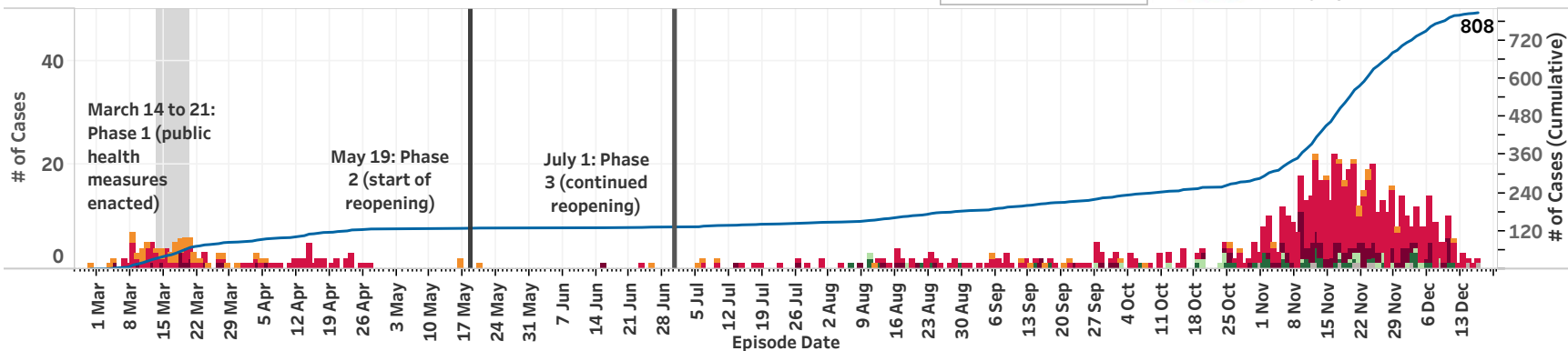


Table 1: Number of COVID-19 cases* by Health Service Delivery Area (HSDA)**

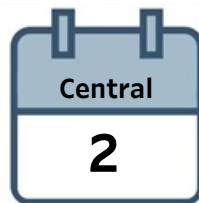
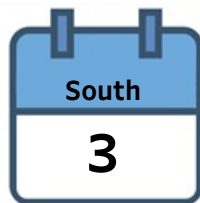
	Active Cases	Total Cases
Central Island	24	362
North Island	12	179
South Island	26	267
Island Health Total	62	808

- International travel
- Linked to confirmed case or cluster
- Community Exposure- Island Health region
- Community Exposure- Domestic travel
- Community Exposure- BC travel only
- Pending
- Cumulative Cases

Exposures are assessed for the 14 days prior to onset. **International travel:** Case had international travel exposure (outside Canada). **Linked to confirmed case or cluster:** Case had no international travel exposure AND had close contact with a confirmed case or exposure to a confirmed COVID-19 cluster/outbreak. **Community exposure – Domestic travel***:** Case had no international travel exposure AND had domestic travel exposure (within BC) AND had no known close contact with a confirmed case and no exposure to a confirmed COVID-19 cluster/outbreak. **Community exposure – BC travel only:** Case had no international travel exposure AND had domestic travel exposure (outside Island Health region, within BC) AND had no known close contact with a confirmed case and no exposure to a confirmed COVID-19 cluster/outbreak. **Community exposure – Island Health region:** Case had no travel exposure outside Island Health region AND had no known close contact with a confirmed case and no exposure to a confirmed COVID-19 cluster/outbreak. **Pending:** No information available (all blank).

*Episode date is based on symptom onset date. If not available, then date COVID-19 was reported to or by health authority
** The number of COVID-19 cases for which exposure information is available.
***Data for domestic travel available as of August 10, 2020

Data changes daily as new cases are identified, characteristics of reported cases change or are updated, and data corrections are made; this may result in a decrease in counts if case geography is re-assigned based on updated information.
*For case definitions please refer to the "Data notes" in the bottom right hand corner of the BC COVID-19 Dashboard <https://bit.ly/34YADYz>



of days since new onset (Lab diagnosed cases)
Excludes newly reported cases where symptom onset was not yet known

**HSDA based on community of residence