

#1



RESPONDER

OUTSIDE
PATIENT
ROOM



– Verify MOST

DON

→ Droplet + Contact PPE

INSIDE
PATIENT
ROOM



– Look for Signs of Life:

- Is patient rousable?
- Abnormal or lack of breathing?

– Respiratory Distress:

- Proceed with application of Oxygen and Airway Management as required
- If deteriorates call **CODE BLUE** using regular process

– No Signs of Life:

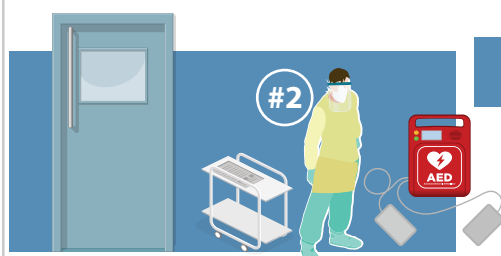
- Call **CODE BLUE** using regular process
- Start **CPR** and **Airway Management**

#2



RESPONDER

OUTSIDE
PATIENT
ROOM




DON

→ Droplet + Contact PPE

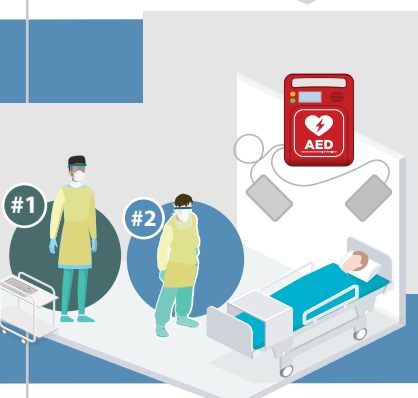
BRING

→ AED* (if available) +
CPR backboard

INSIDE
PATIENT
ROOM



• Place CPR backboard under patient



– Apply AED* (if available) and follow prompts

– Assist with CPR and Airway Management

– **WAIT FOR CODE BLUE TEAM TO ARRIVE**

- Await direction from Code Blue Team Leader

*AED: Could include (depending on site) AED, LifePak, or Quik Combo Pads.