


# Personal Protective Equipment (PPE) for Droplet & Contact Precautions

## Donning (putting on) Instructions - Reusable Gowns



1. **Gather PPE:** reusable gown, gloves, mask, and eye protection.



2. **Perform hand hygiene.**



3. **Put on gown,** tie neck ties in a bow (not a knot) behind your head.



4. **Secure gown ties** at back (tie in a bow, not a knot).



5. **Place mask/face shield over your face,** securing it with the ear loops.




6. Ensure the mask is covering your nose and mouth. Smooth the wire over the bridge of your nose to ensure a proper fit.



### Alternate mask and eye protection donning




**Surgical mask** - secure with ear loops, ensure mask is covering your nose and mouth. Smooth wire over the bridge of your nose.



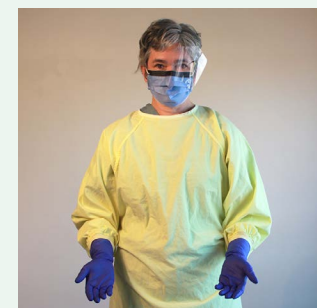
**Face shield (or goggles)** - put on face shield or goggles and adjust to fit.



7. **Perform hand hygiene.**



8. **Put on gloves,** securing them over the wrists of the gown.




## Doffing (taking off) Instructions - Reusable Gowns

**Note:** Do these steps inside the patient room, by the door.



1. **Remove gloves.** Grasp the outside edge of the glove near your wrist and peel away from your hand, turning the glove inside-out. Hold the glove in your opposite (gloved) hand.



Slide an ungloved finger or thumb under the wrist of the remaining glove.



Peel the glove off and over the first glove, making a bag for both gloves. Put the gloves in the garbage.



2. **Perform hand hygiene.**



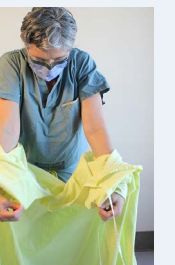
3. **Remove your gown.** Carefully unfasten ties at the neck and the back. **Do not pull over your head.**



Grasp the outside of the gown at the back of your shoulders and pull the gown down over your arms.



Turn the gown inside out during removal.



Put reusable gown in laundry hamper.



4. **Perform hand hygiene.**



5. **Remove mask/face shield** Grab the ear loops and pull the mask away from your face.



Without touching the outside of the mask, put it in the garbage.



6. **Perform hand hygiene.**

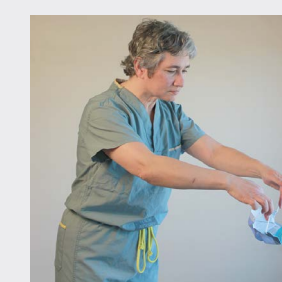
### Alternate mask and eye protection doffing



**Face shield (or goggles)** - remove face shield from the back (using both hands) by lifting head band up and over the top of the head and away from the face.



**Perform hand hygiene.**



**Surgical mask** - grab ear loops and pull mask away from face. Without touching the outside of the mask, discard in the garbage.



7. **Perform hand hygiene.**