

Quick Reference Guide

Please follow these instructions to connect to your friend or loved one via video call from your Apple iPhone or tablet.

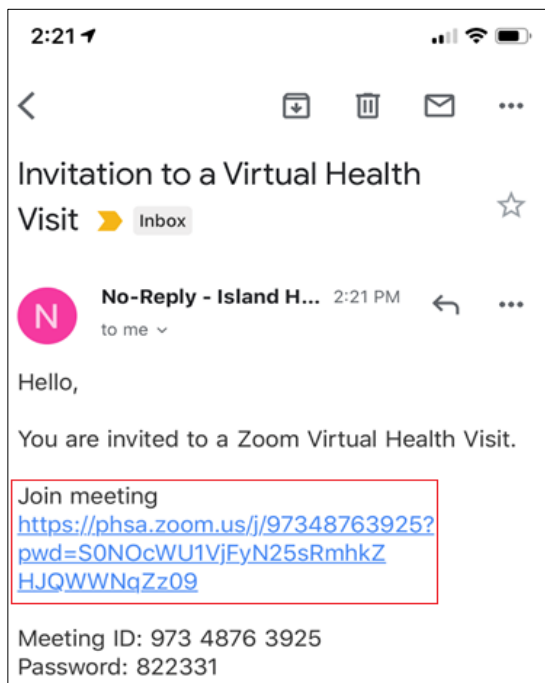
Before You Join a Zoom for Healthcare Meeting

Before participating in a Zoom for Healthcare meeting, you are encouraged to join a test meeting on your Apple device to get familiar with Zoom, and to test your video and audio.

To join a test meeting, visit <https://zoom.us/test> and follow the instructions.

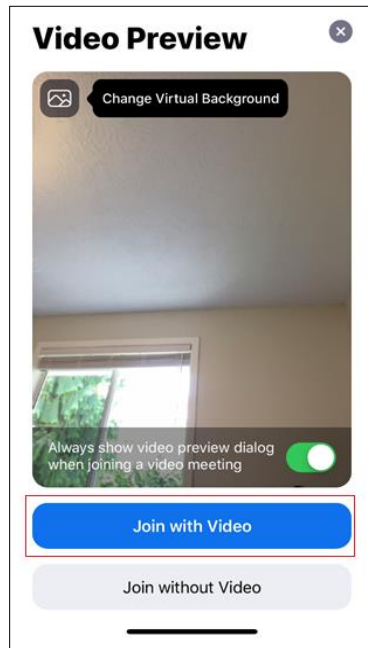
To join a Zoom for Healthcare meeting:

1. On your phone or tablet, open the email you received from “No-Reply – Island Health Zoom Invite.”
 - If you do not see an email in your inbox, check your junk box.
2. In the email invitation, tap the **Join meeting** link.



Quick Reference Guide

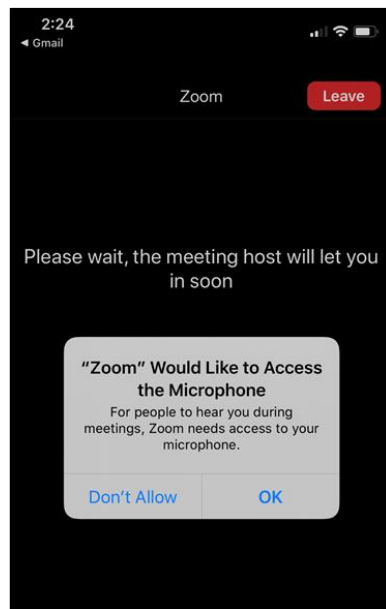
3. Join with Video to activate your camera.



- A message appears, stating that Zoom would like to access your microphone.

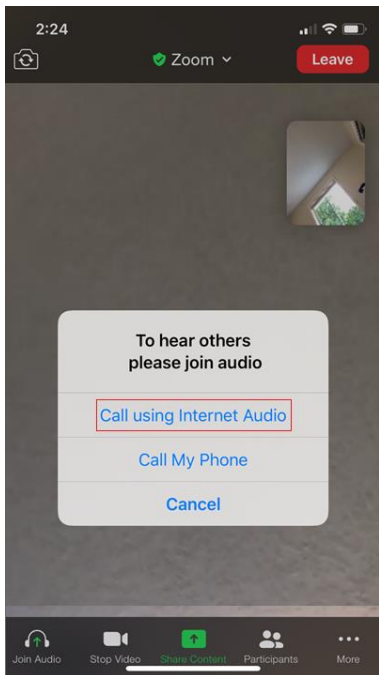
4. Tap **OK**.

- If you tap **Don't Allow**, no one will be able to hear you on the call.
- The host (the hospital room device meeting participant) will admit you to the meeting.



Quick Reference Guide

5. Tap Call using Internet Audio.



- You are now connected to the Zoom for Healthcare call.

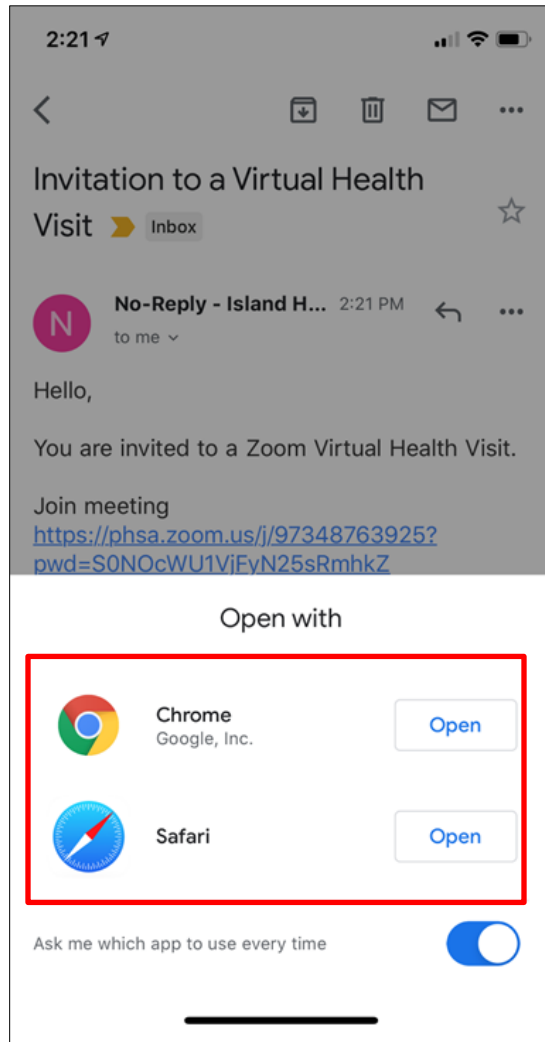


Note: To leave the call, tap Leave (located in the top right corner of the screen).

Quick Reference Guide

If the Zoom App is not installed on your iOS device:

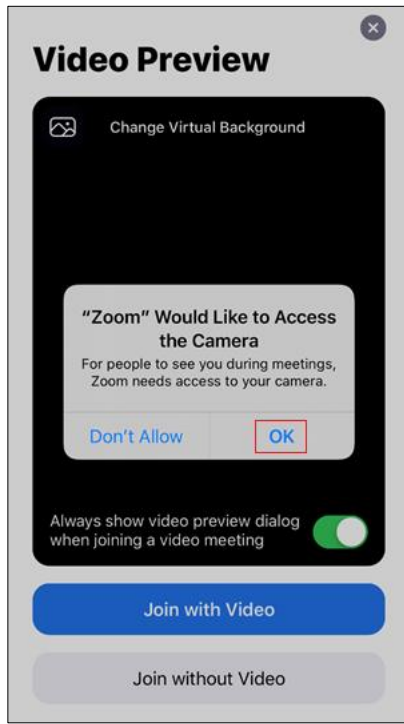
You will be prompted to open the link with your browser.



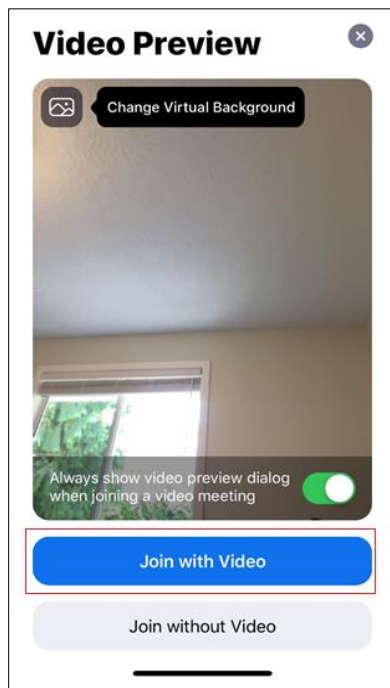
1. Tap either Chrome or Safari, and then tap **Download from app store** and download the Zoom app.
2. Once the Zoom app is installed, return to your email and repeat Step 2 above.
 - You will now be taken to the Video Preview screen.

Quick Reference Guide

3. Tap **OK** from the camera access dialogue box



4. **Join with Video** to activate your camera.

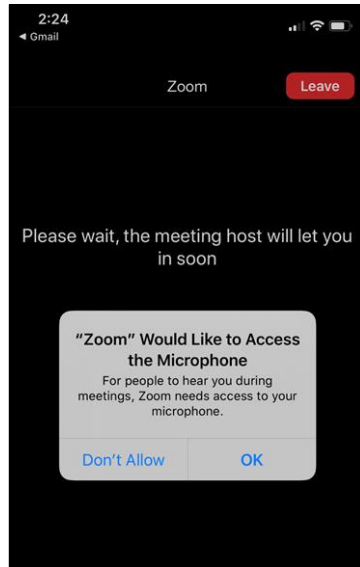


- A message appears, stating that Zoom would like to access your microphone.

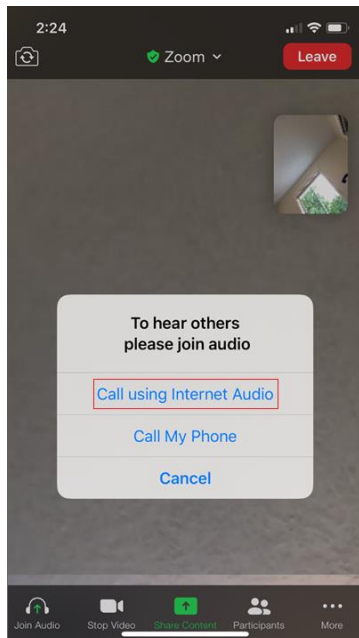
Quick Reference Guide

5. Tap **OK**.

- If you tap **Don't Allow**, no one will be able to hear you on the call.
- The host (the hospital room device meeting participant) will admit you to the meeting.




6. Tap **Call using Internet Audio**.



Quick Reference Guide

- You are now connected to the Zoom for Healthcare call.



Note: To leave the call, tap Leave (located in the top right corner of the screen).